



UNITED STATES DISTRICT COURT WESTERN DISTRICT OF TEXAS


Hon. Fred Biery, Chief United States District Judge



"The cover of the 2013 Calendar Year Statistics pays tribute to Michael J. Simon, Chief Deputy Clerk, who just recently retired after serving over 40 years in the federal courts. He began his distinguished career in the Canal Zone and thereafter relocated as a courtroom deputy, and later as Operations Manager, to the U.S. District Court for the Northern District of Texas. In May of 1995, Michael was named Chief Deputy Clerk for the Western District of Texas, where he has faithfully and loyally served until his retirement on January 10, 2014. Thank you, Michael, for your service and leadership."

*William G. Putnicki
Clerk of Court*

2013 Calendar Year Statistics



**Michael J. Simon, Chief Deputy
Western District of Texas
May 1995 to January 2014**



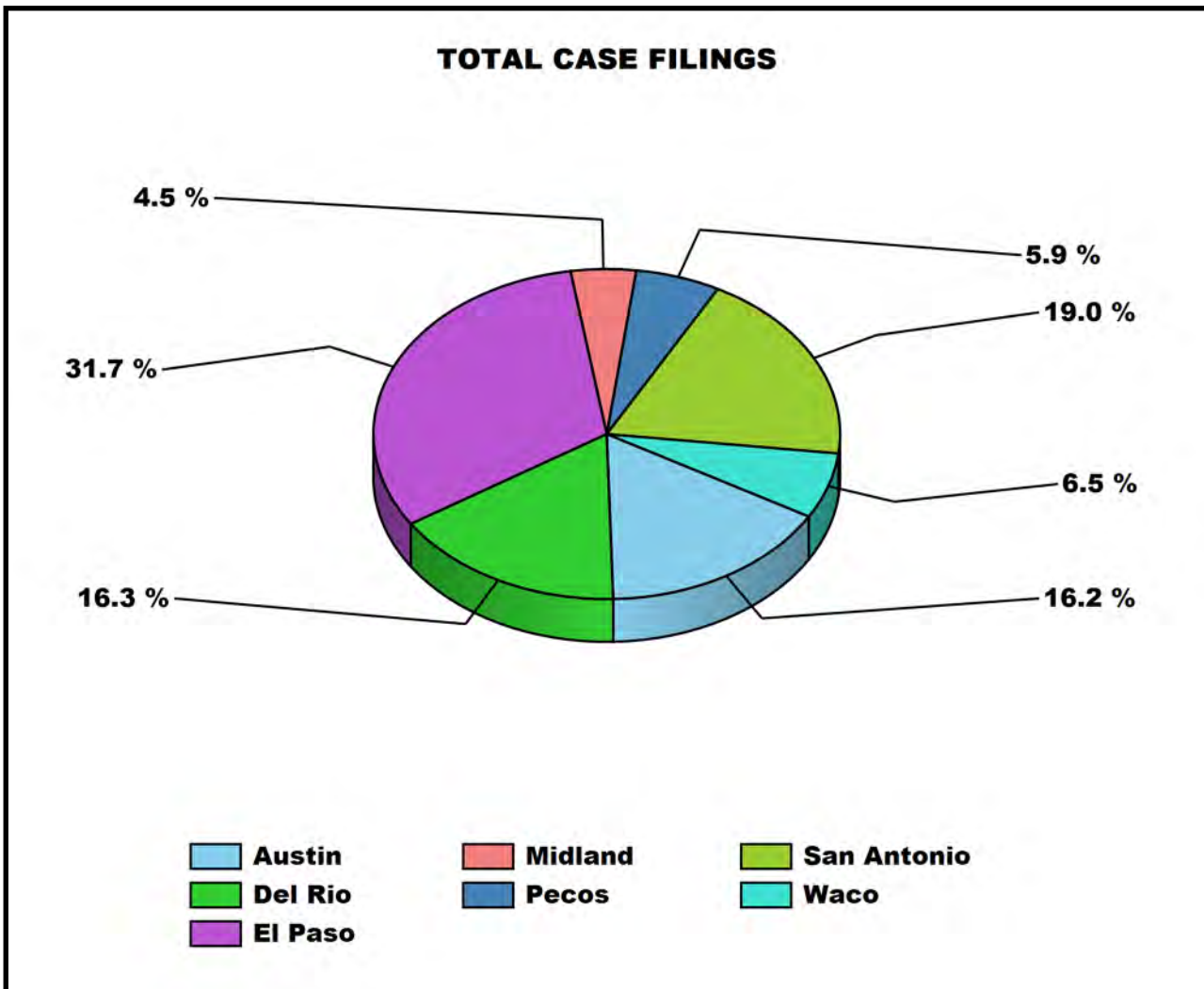
**United States District Court
for the
Western District of Texas**

Calendar Year 2013 Statistics

Total Case Filings – Pie Chart 1
Civil Cases Filed – Pie Chart 2
Criminal Cases Filed – Pie Chart 3
Criminal Defendants Filed – Pie Chart 4
Total Case Filings – 10 Year Report 5
Civil Cases Filed – 10 Year Report 6
Criminal Cases Filed – 10 Year Report 7
Criminal Defendants Filed – 10 Year Report 8
Civil/Criminal Cases Filed by Division – 10 Year Report
- Austin 9
- Del Rio 10
- El Paso 11
- Midland 12
- Pecos 13
- San Antonio 14
- Waco 15

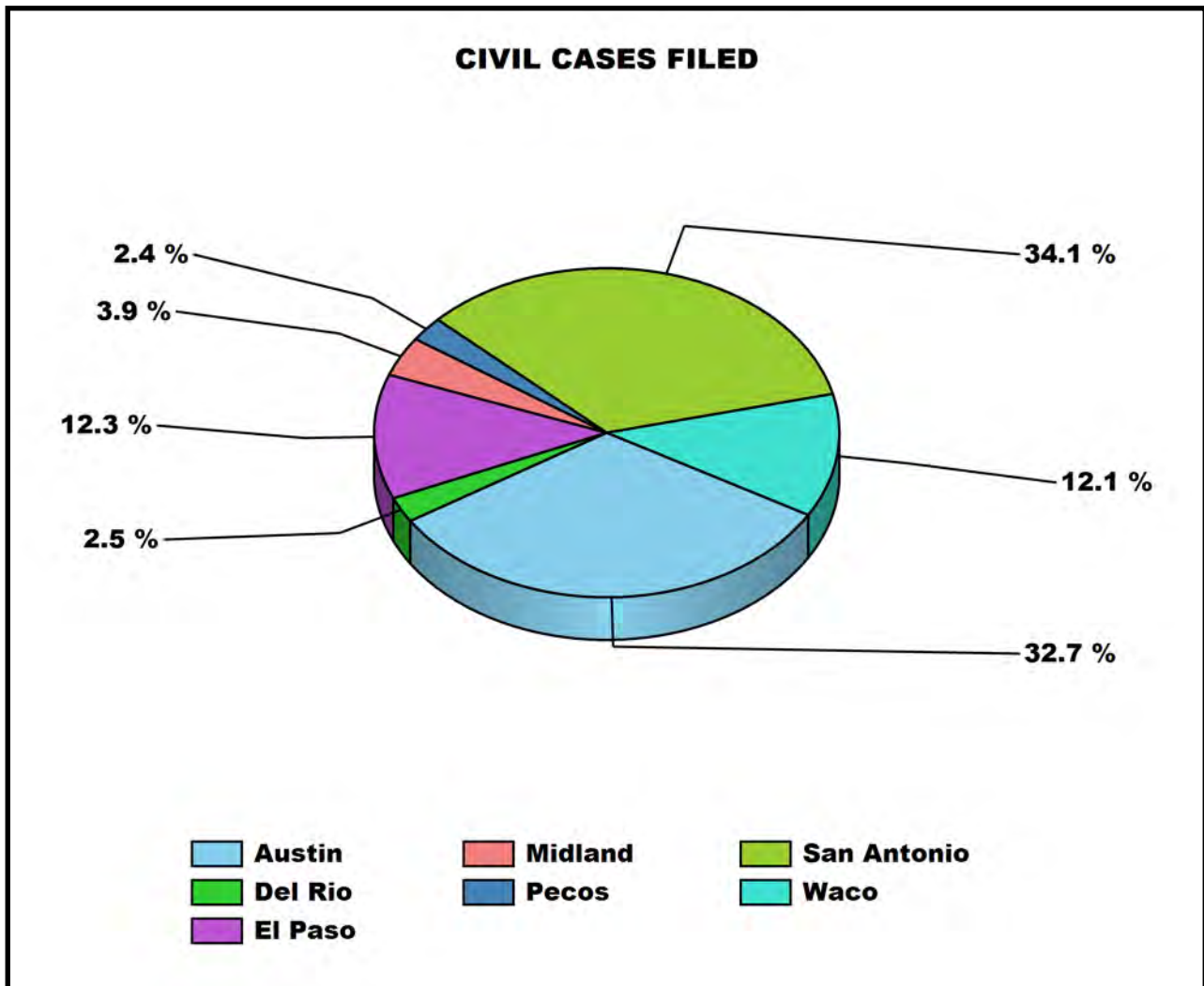
TOTAL CASE FILINGS CALENDAR YEAR 2013

	CIVIL	CRIMINAL	TOTAL
Austin	1,063	480	1,543
Del Rio	81	1,467	1,548
El Paso	399	2,612	3,011
Midland	127	302	429
Pecos	79	479	558
San Antonio	1,111	694	1,805
Waco	395	219	614
TOTAL	3,255	6,253	9,508



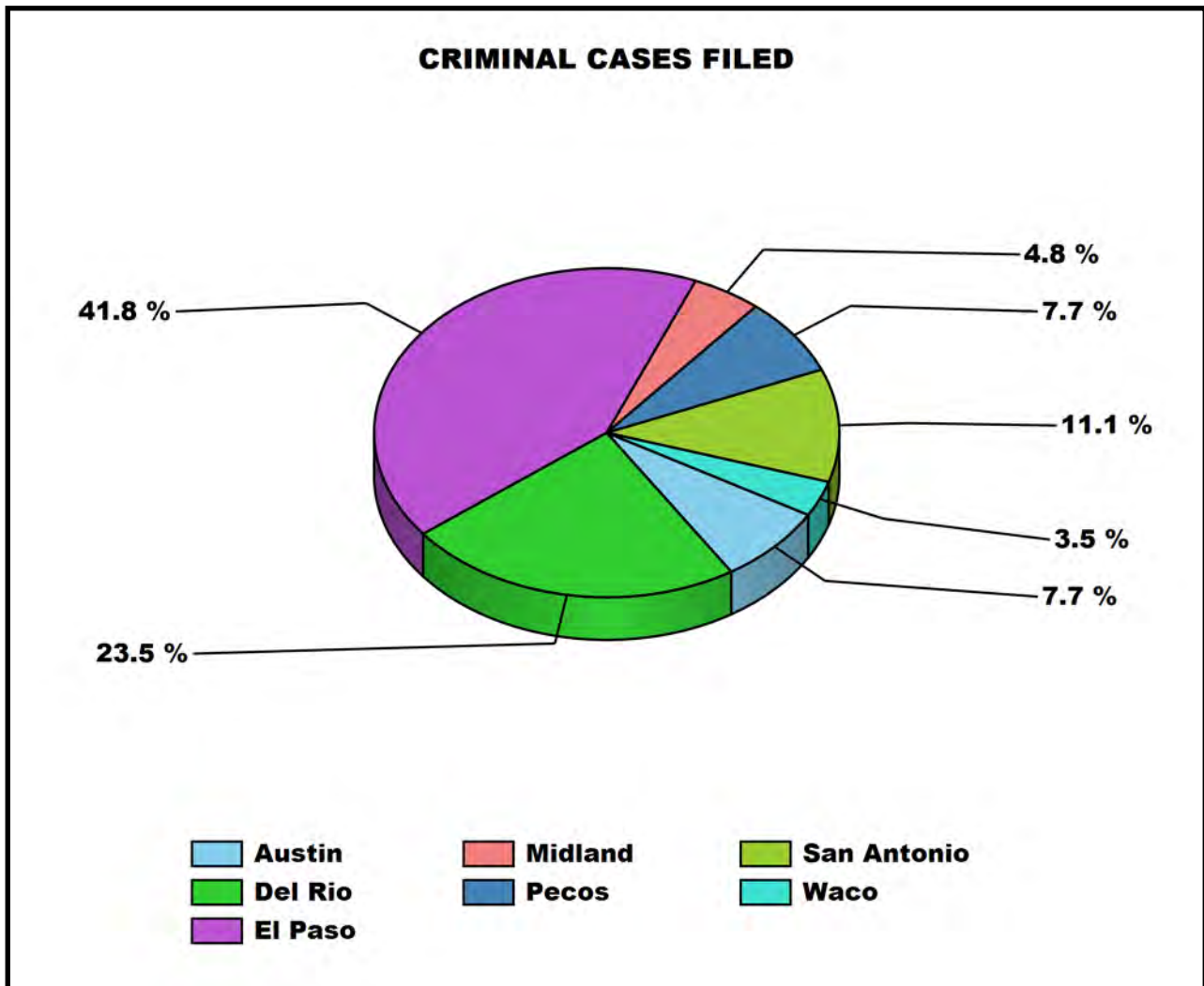
CIVIL CASES FILED CALENDAR YEAR 2013

Austin	1,063
Del Rio	81
El Paso	399
Midland	127
Pecos	79
San Antonio	1,111
Waco	395
TOTAL	3,255



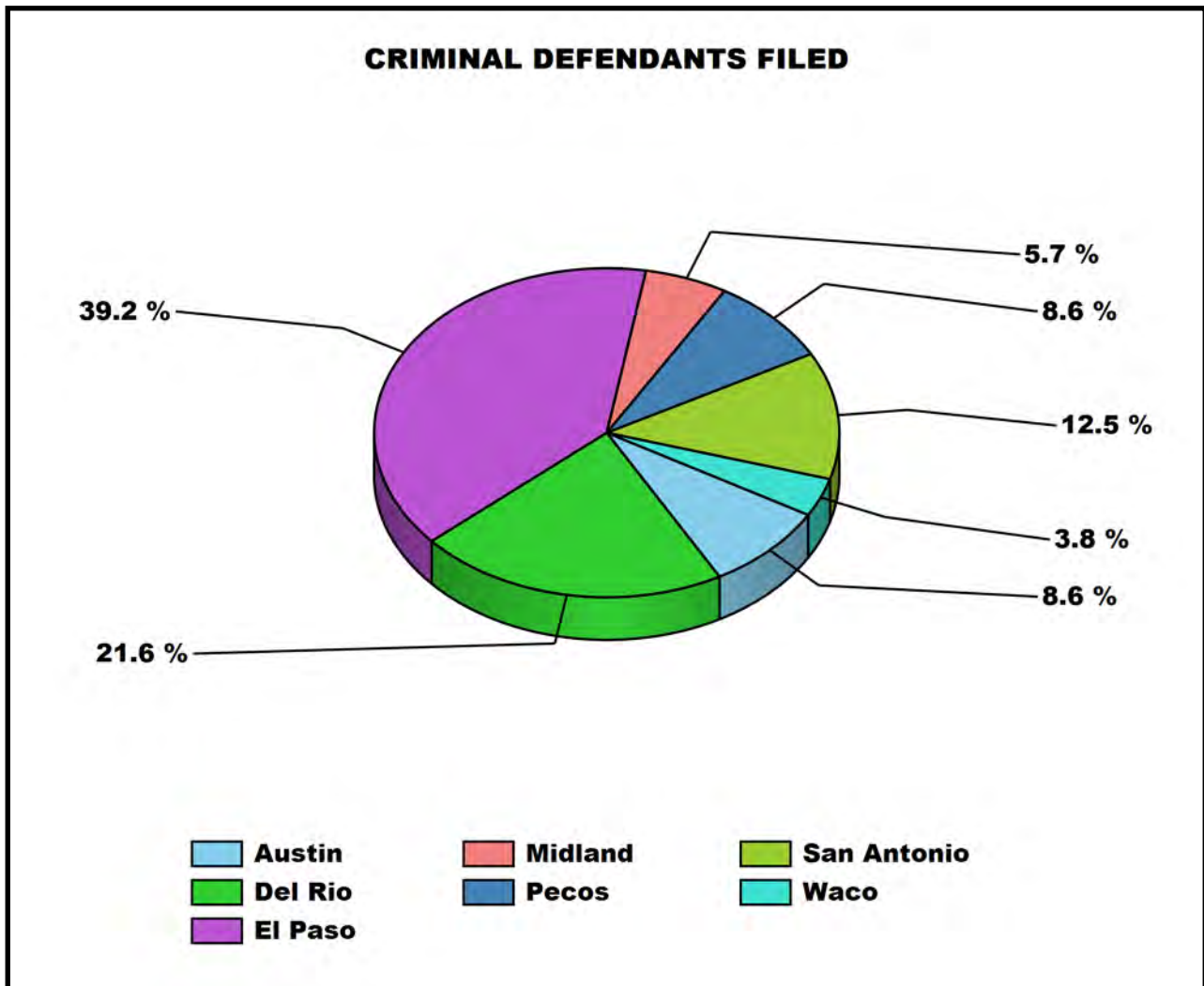
CRIMINAL CASES FILED CALENDAR YEAR 2013

Austin	480
Del Rio	1,467
El Paso	2,612
Midland	302
Pecos	479
San Antonio	694
Waco	219
TOTAL	6,253



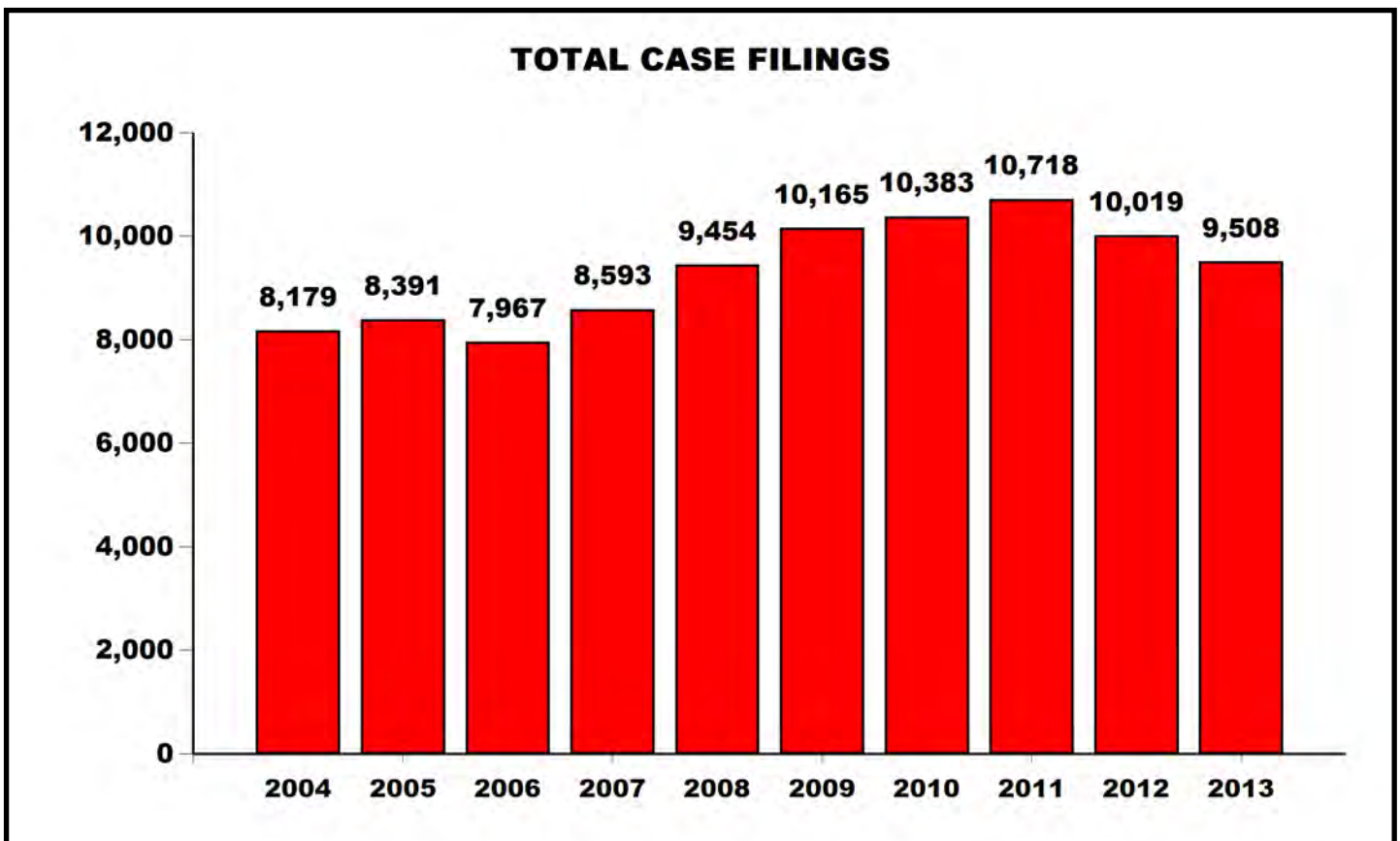
CRIMINAL DEFENDANTS FILED CALENDAR YEAR 2013

Austin	625
Del Rio	1,568
El Paso	2,842
Midland	417
Pecos	624
San Antonio	907
Waco	275
TOTAL	7,258



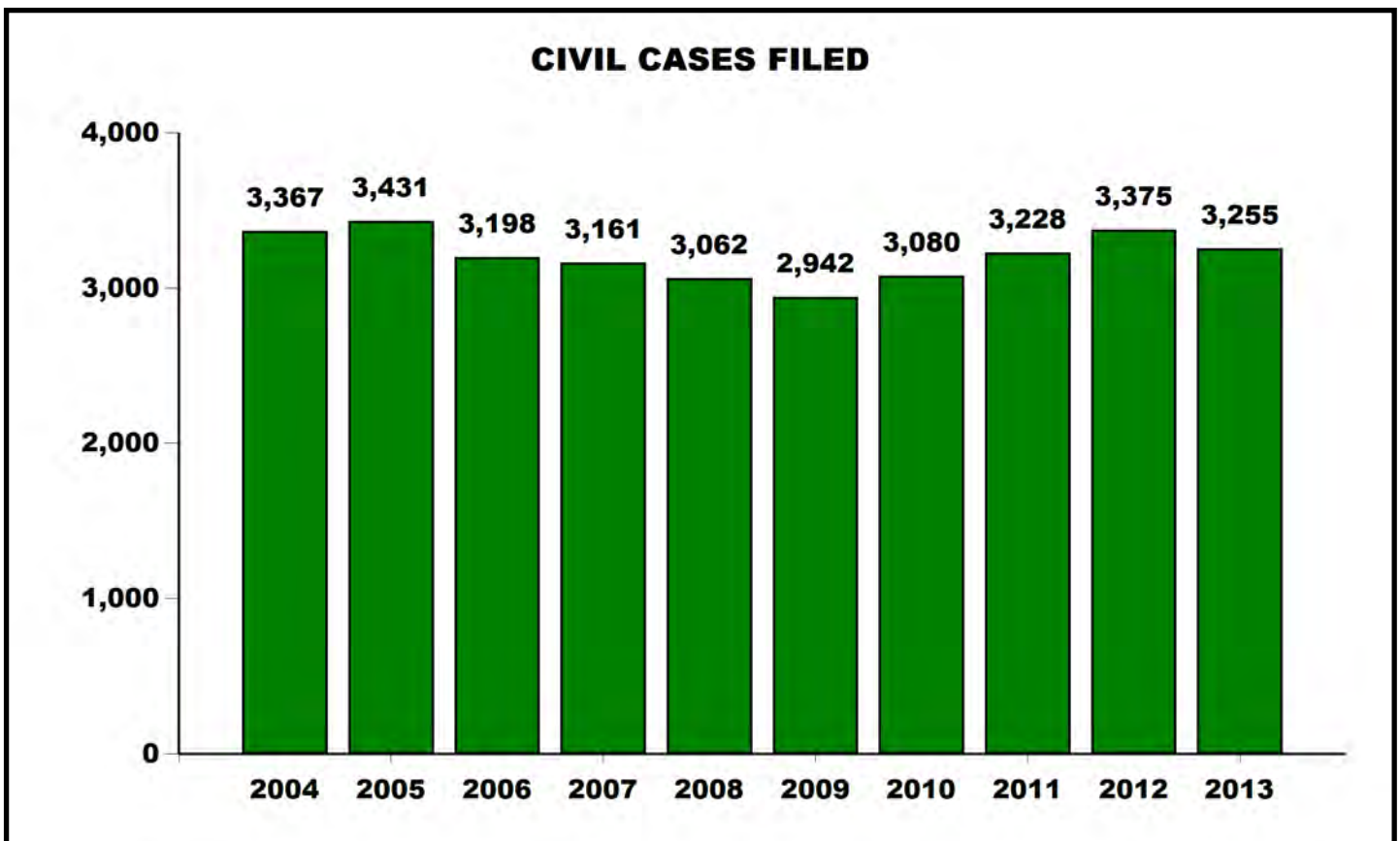
TOTAL CASE FILINGS TEN YEAR REPORT - CALENDAR YEAR 2013

DIVISION	2004	2005	2006	2007	2008	2009	2010	2011	2012	2013
Austin	1,300	1,249	1,240	1,241	1,327	1,534	1,699	1,679	1,503	1,543
Del Rio	995	1,167	1,061	1,099	1,243	1,582	1,776	2,198	1,793	1,548
El Paso	2,994	3,037	2,887	3,554	3,887	3,797	3,577	3,424	3,207	3,011
Midland	378	375	369	309	423	443	464	531	409	429
Pecos	398	334	351	348	355	459	493	553	571	558
San Antonio	1,530	1,606	1,500	1,458	1,667	1,797	1,785	1,807	1,951	1,805
Waco	584	623	559	584	552	553	589	526	585	614
Total	8,179	8,391	7,967	8,593	9,454	10,165	10,383	10,718	10,019	9,508
+/-		212	-424	626	861	711	218	335	-699	-511
% Change		3%	-5%	8%	10%	8%	2%	3%	-7%	-5%



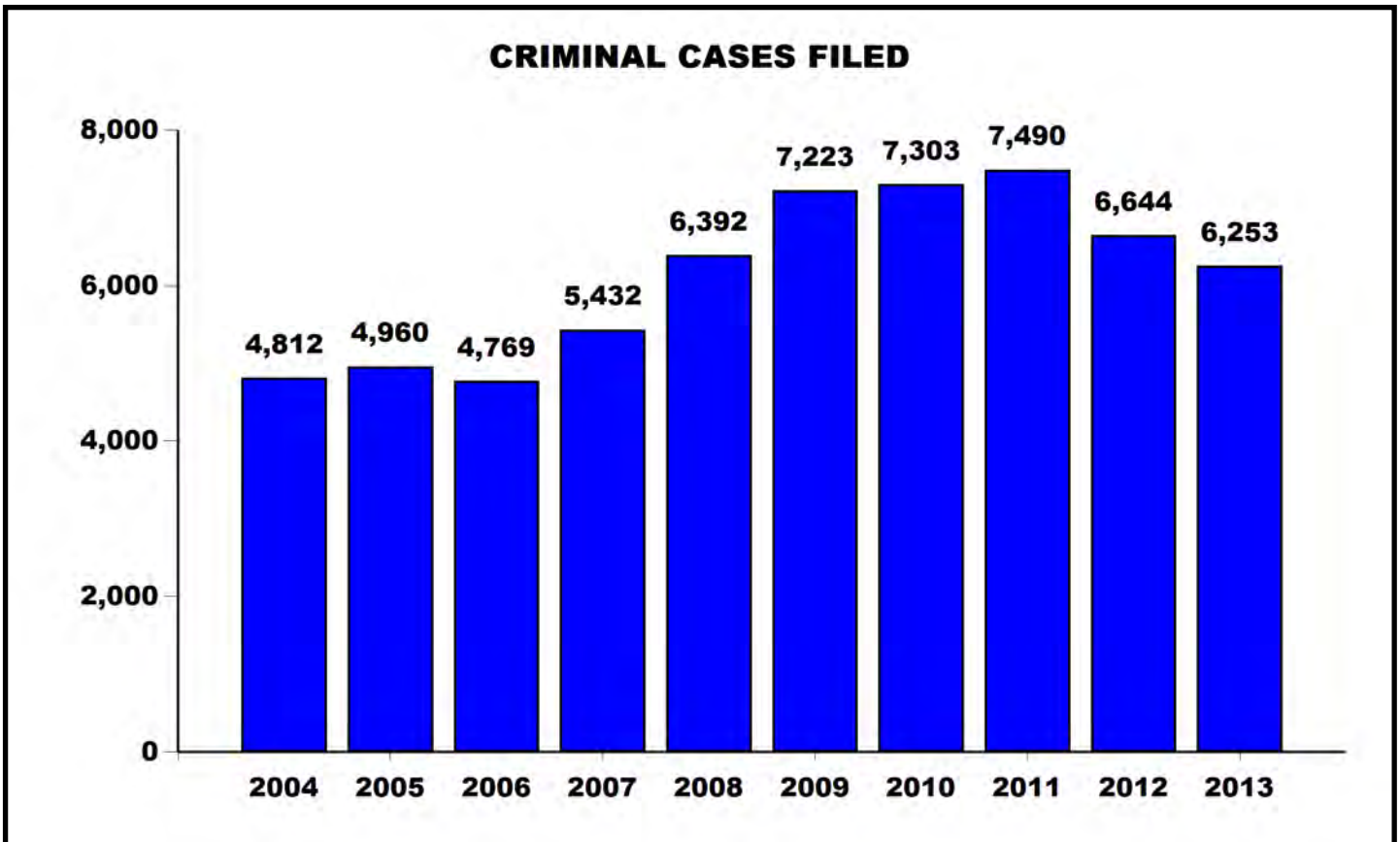
**CIVIL CASES FILED
TEN YEAR REPORT - CALENDAR YEAR 2013**

DIVISION	2004	2005	2006	2007	2008	2009	2010	2011	2012	2013
Austin	1,073	1,044	979	1,051	920	918	963	1,047	1,087	1,063
Del Rio	78	95	88	66	85	69	66	61	73	81
El Paso	442	478	446	453	502	455	454	510	481	399
Midland	158	170	161	103	170	131	151	121	124	127
Pecos	98	91	75	66	42	59	101	138	134	79
San Antonio	1,114	1,129	1,078	1,002	971	1,002	1,007	1,059	1,141	1,111
Waco	404	424	371	420	372	308	338	292	335	395
Total	3,367	3,431	3,198	3,161	3,062	2,942	3,080	3,228	3,375	3,255
+/-		64	-233	-37	-99	-120	138	148	147	-120
% Change		2%	-7%	-1%	-3%	-4%	5%	5%	5%	-4%



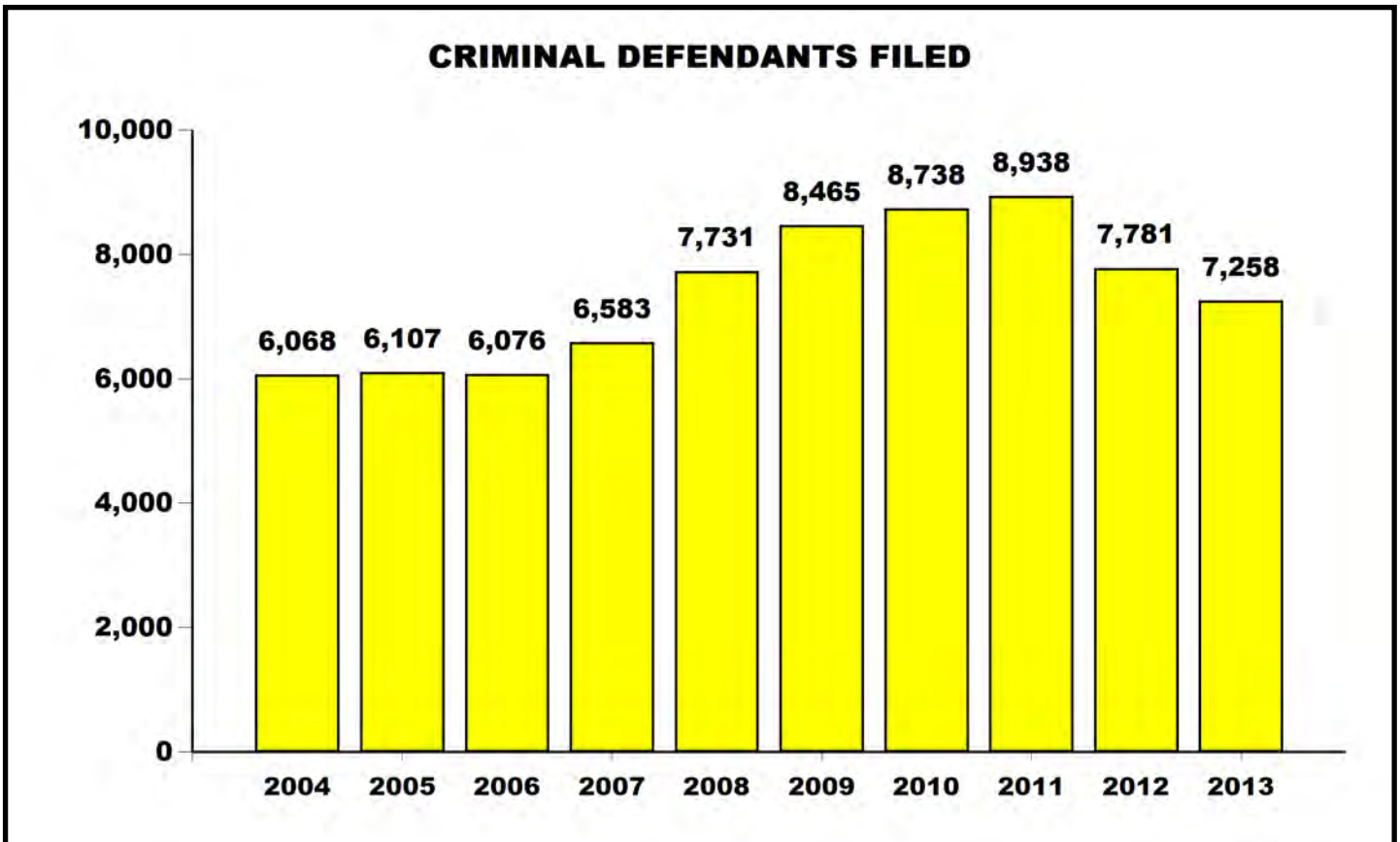
**CRIMINAL CASES FILED
TEN YEAR REPORT - CALENDAR YEAR 2013**

DIVISION	2004	2005	2006	2007	2008	2009	2010	2011	2012	2013
Austin	227	205	261	190	407	616	736	632	416	480
Del Rio	917	1,072	973	1,033	1,158	1,513	1,710	2,137	1,720	1,467
El Paso	2,552	2,559	2,441	3,101	3,385	3,342	3,123	2,914	2,726	2,612
Midland	220	205	208	206	253	312	313	410	285	302
Pecos	300	243	276	282	313	400	392	415	437	479
San Antonio	416	477	422	456	696	795	778	748	810	694
Waco	180	199	188	164	180	245	251	234	250	219
Total	4,812	4,960	4,769	5,432	6,392	7,223	7,303	7,490	6,644	6,253
+/-		148	-191	663	960	831	80	187	-846	-391
% Change		3%	-4%	14%	18%	13%	1%	3%	-11%	-6%



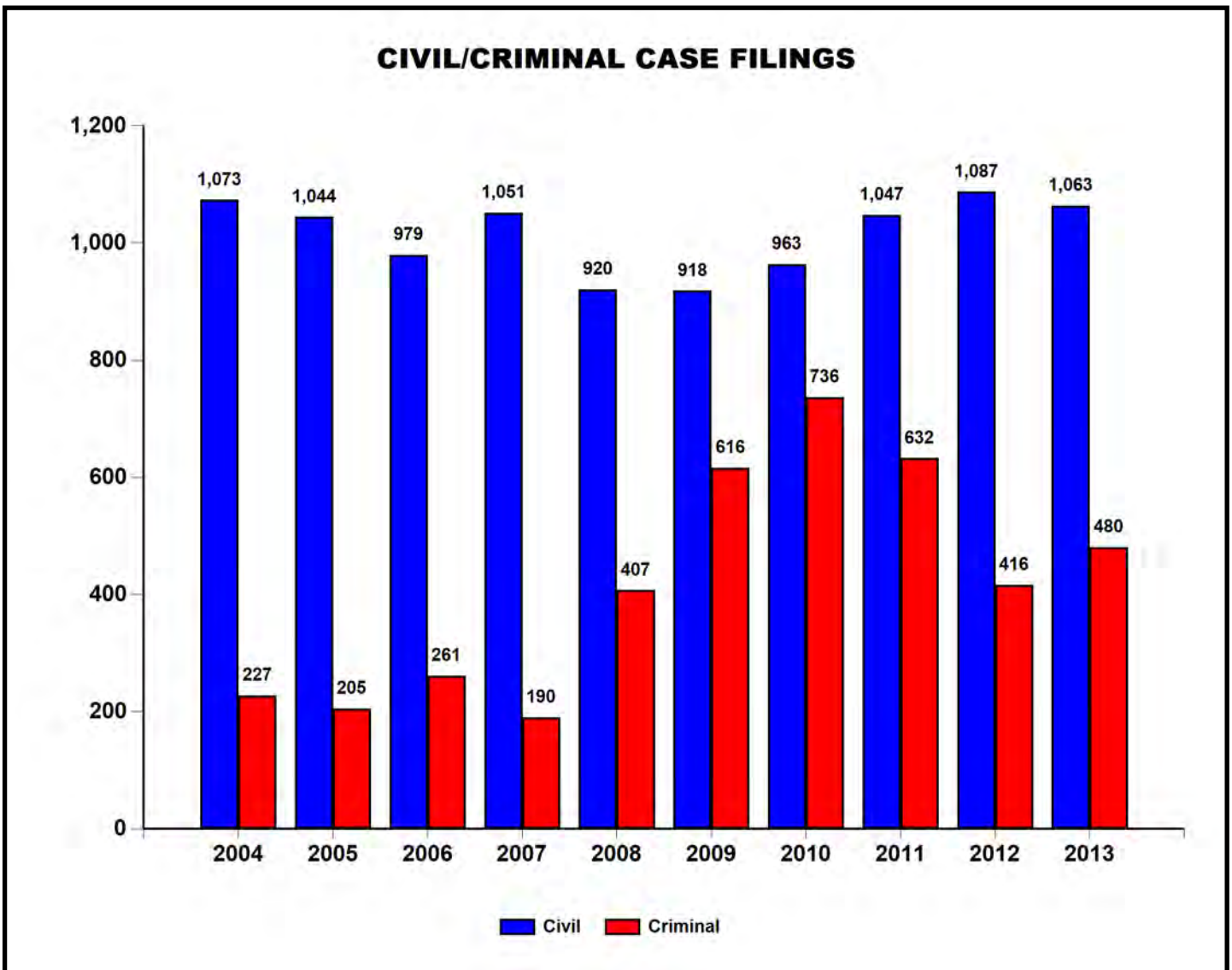
**CRIMINAL DEFENDANTS FILED
TEN YEAR REPORT - CALENDAR YEAR 2013**

DIVISION	2004	2005	2006	2007	2008	2009	2010	2011	2012	2013
Austin	301	281	386	279	590	710	843	807	554	625
Del Rio	1,071	1,229	1,173	1,261	1,415	1,750	2,021	2,404	1,891	1,568
El Paso	3,029	2,870	2,801	3,477	3,706	3,659	3,447	3,227	2,973	2,842
Midland	343	332	337	305	422	459	488	597	383	417
Pecos	418	368	464	384	400	548	623	631	661	624
San Antonio	642	706	656	657	945	1,016	987	964	1,022	907
Waco	264	321	259	220	253	323	329	308	297	275
Total	6,068	6,107	6,076	6,583	7,731	8,465	8,738	8,938	7,781	7,258
+/-		39	-31	507	1,148	734	273	200	-1,157	-523
% Change		1%	-1%	8%	17%	9%	3%	2%	-13%	-7%



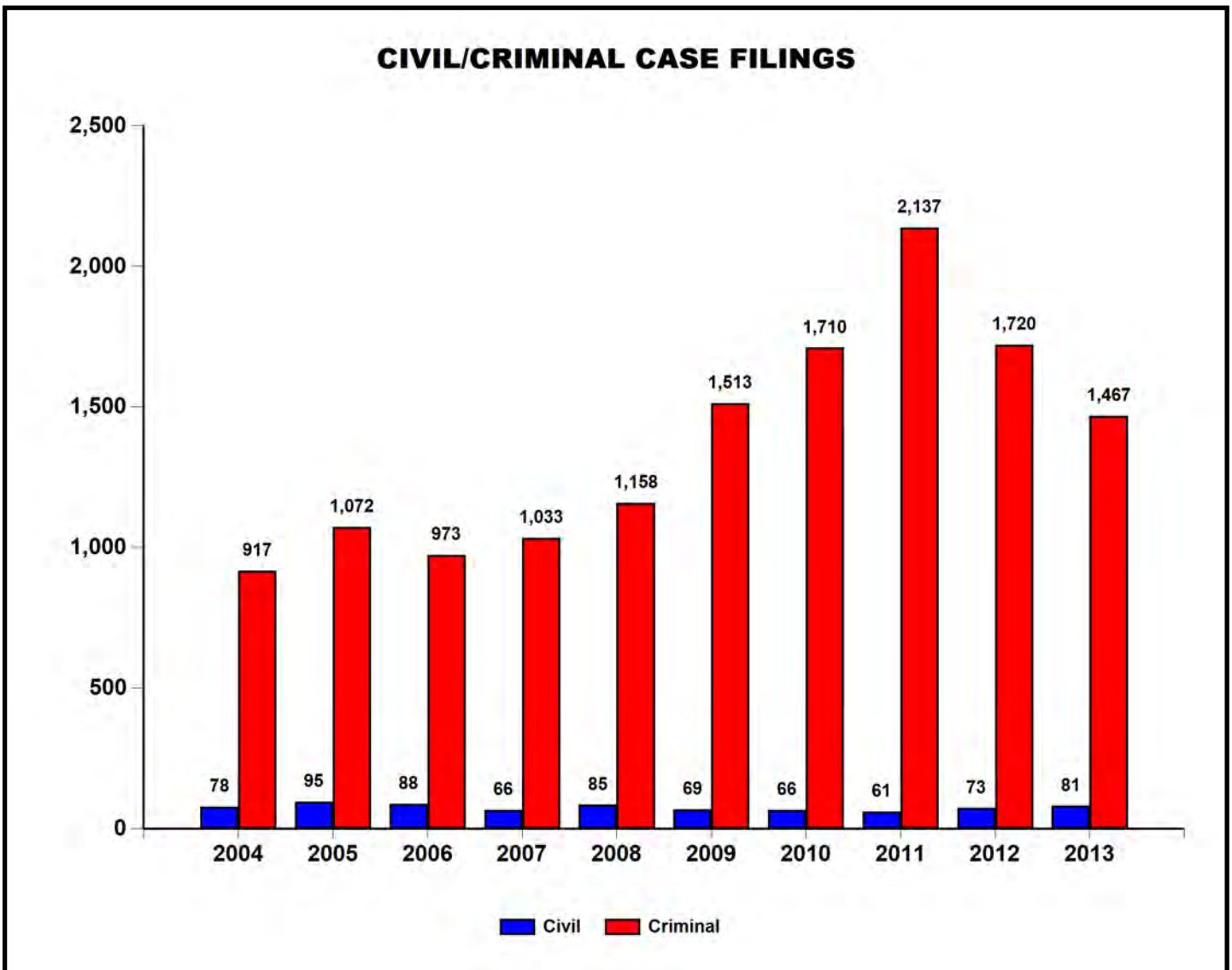
CIVIL/CRIMINAL CASE FILINGS - AUSTIN TEN YEAR REPORT - CALENDAR YEAR 2013

	2004	2005	2006	2007	2008	2009	2010	2011	2012	2013
Civil	1,073	1,044	979	1,051	920	918	963	1,047	1,087	1,063
Criminal	227	205	261	190	407	616	736	632	416	480
Total	1,300	1,249	1,240	1,241	1,327	1,534	1,699	1,679	1,503	1,543
+/-		-51	-9	1	86	207	165	-20	-176	40
% Change		-4%	-1%	0%	7%	16%	11%	-1%	-10%	3%



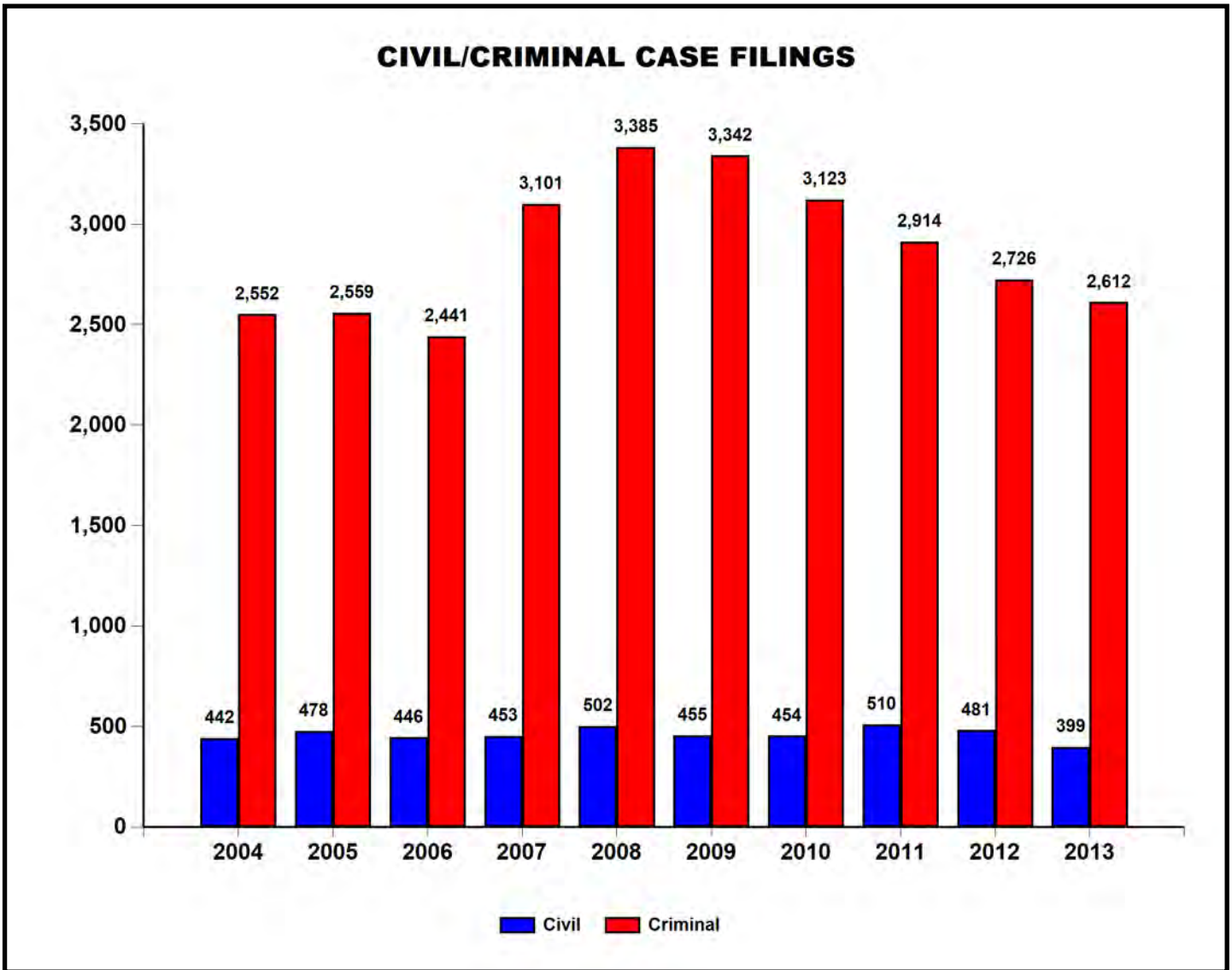
CIVIL/CRIMINAL CASE FILINGS - DEL RIO TEN YEAR REPORT - CALENDAR YEAR 2013

	2004	2005	2006	2007	2008	2009	2010	2011	2012	2013
Civil	78	95	88	66	85	69	66	61	73	81
Criminal	917	1,072	973	1,033	1,158	1,513	1,710	2,137	1,720	1,467
Total	995	1,167	1,061	1,099	1,243	1,582	1,776	2,198	1,793	1,548
+/-		172	-106	38	144	339	194	422	-405	-245
% Change		17%	-9%	4%	13%	27%	12%	24%	-18%	-14%



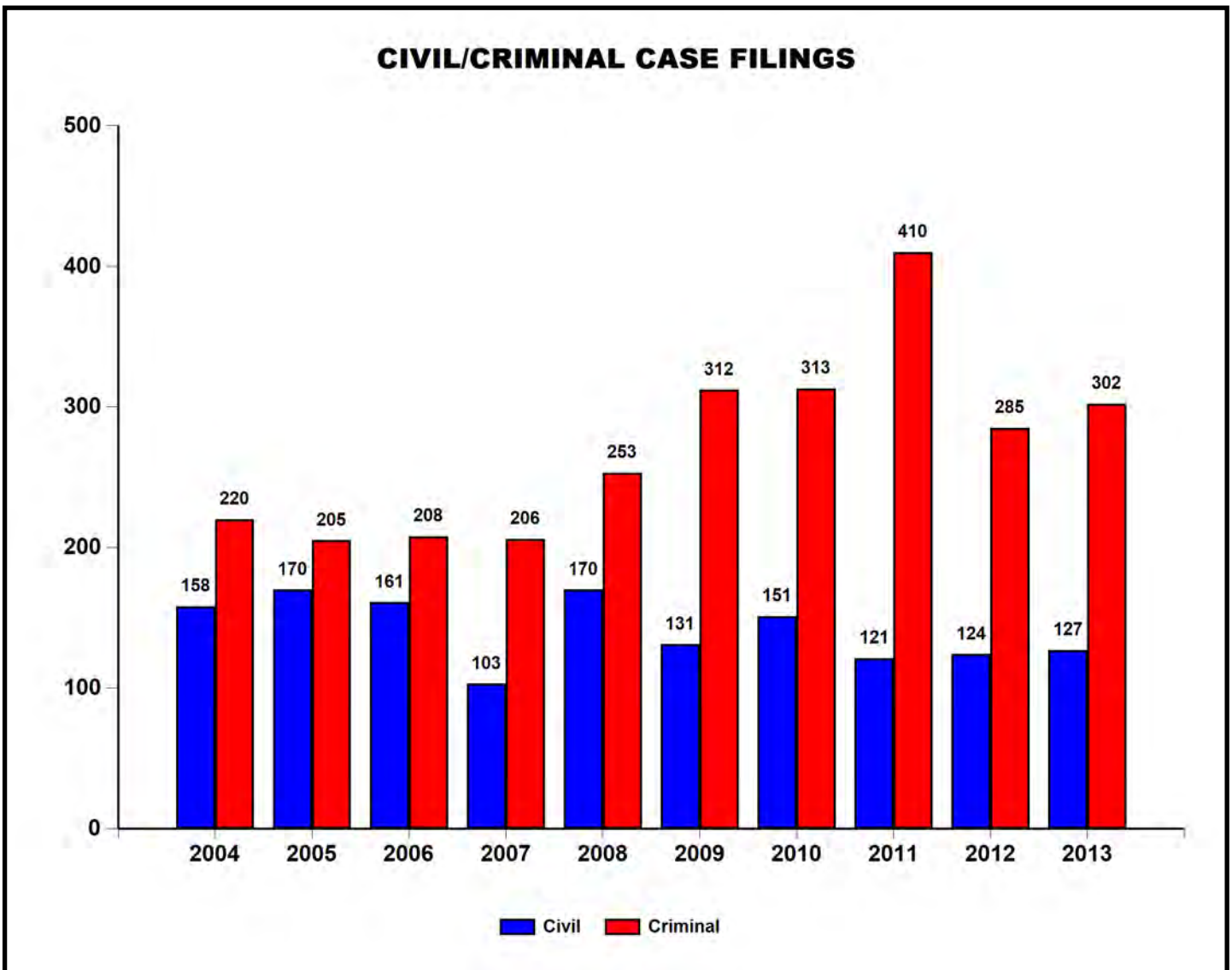
CIVIL/CRIMINAL CASE FILINGS - EL PASO TEN YEAR REPORT - CALENDAR YEAR 2013

	2004	2005	2006	2007	2008	2009	2010	2011	2012	2013
Civil	442	478	446	453	502	455	454	510	481	399
Criminal	2,552	2,559	2,441	3,101	3,385	3,342	3,123	2,914	2,726	2,612
Total	2,994	3,037	2,887	3,554	3,887	3,797	3,577	3,424	3,207	3,011
+/-		43	-150	667	333	-90	-220	-153	-217	-196
% Change		1%	-5%	23%	9%	-2%	-6%	-4%	-6%	-6%



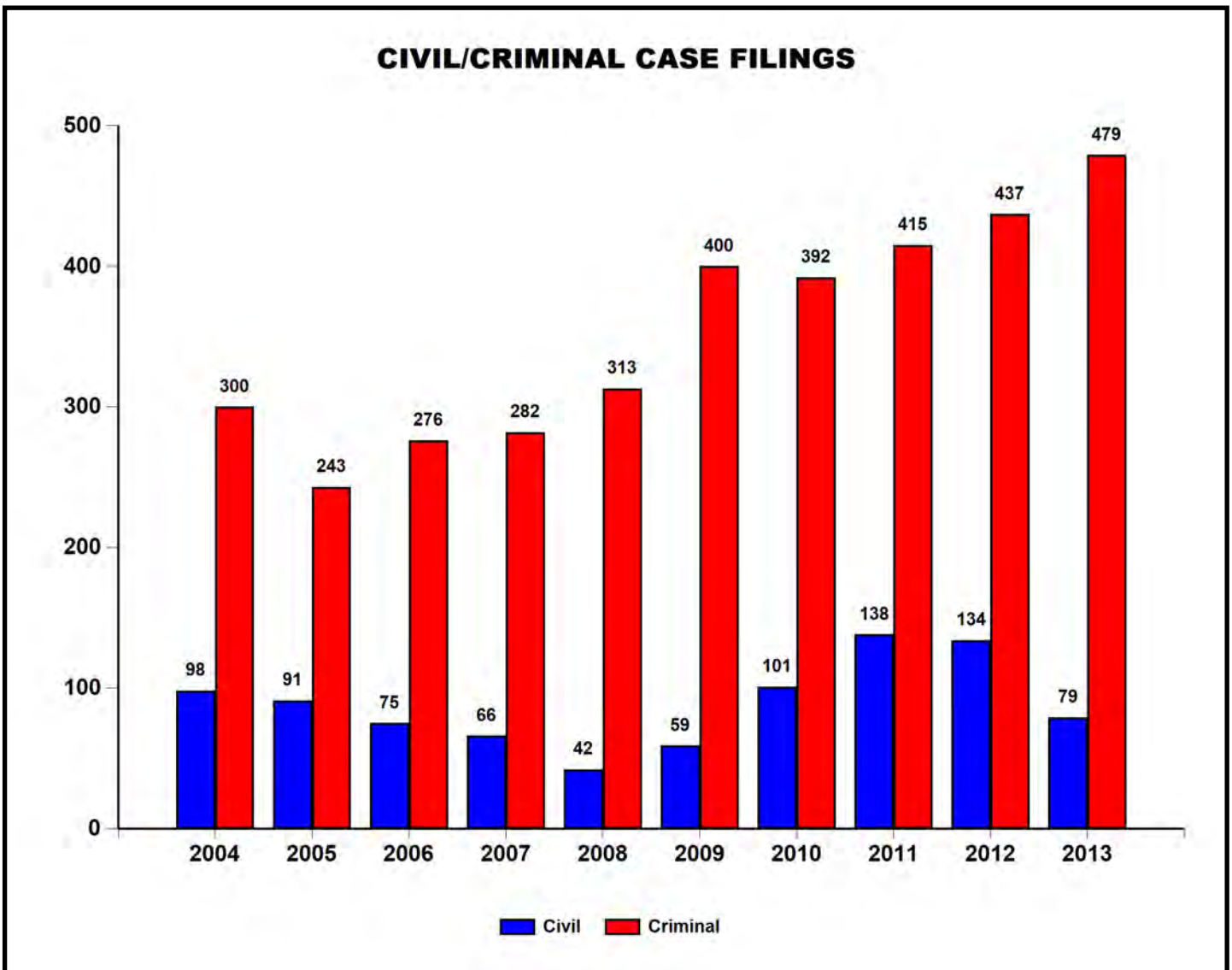
CIVIL/CRIMINAL CASE FILINGS - MIDLAND TEN YEAR REPORT - CALENDAR YEAR 2013

	2004	2005	2006	2007	2008	2009	2010	2011	2012	2013
Civil	158	170	161	103	170	131	151	121	124	127
Criminal	220	205	208	206	253	312	313	410	285	302
Total	378	375	369	309	423	443	464	531	409	429
+/-		-3	-6	-60	114	20	21	67	-122	20
% Change		-1%	-2%	-16%	37%	5%	5%	14%	-23%	5%



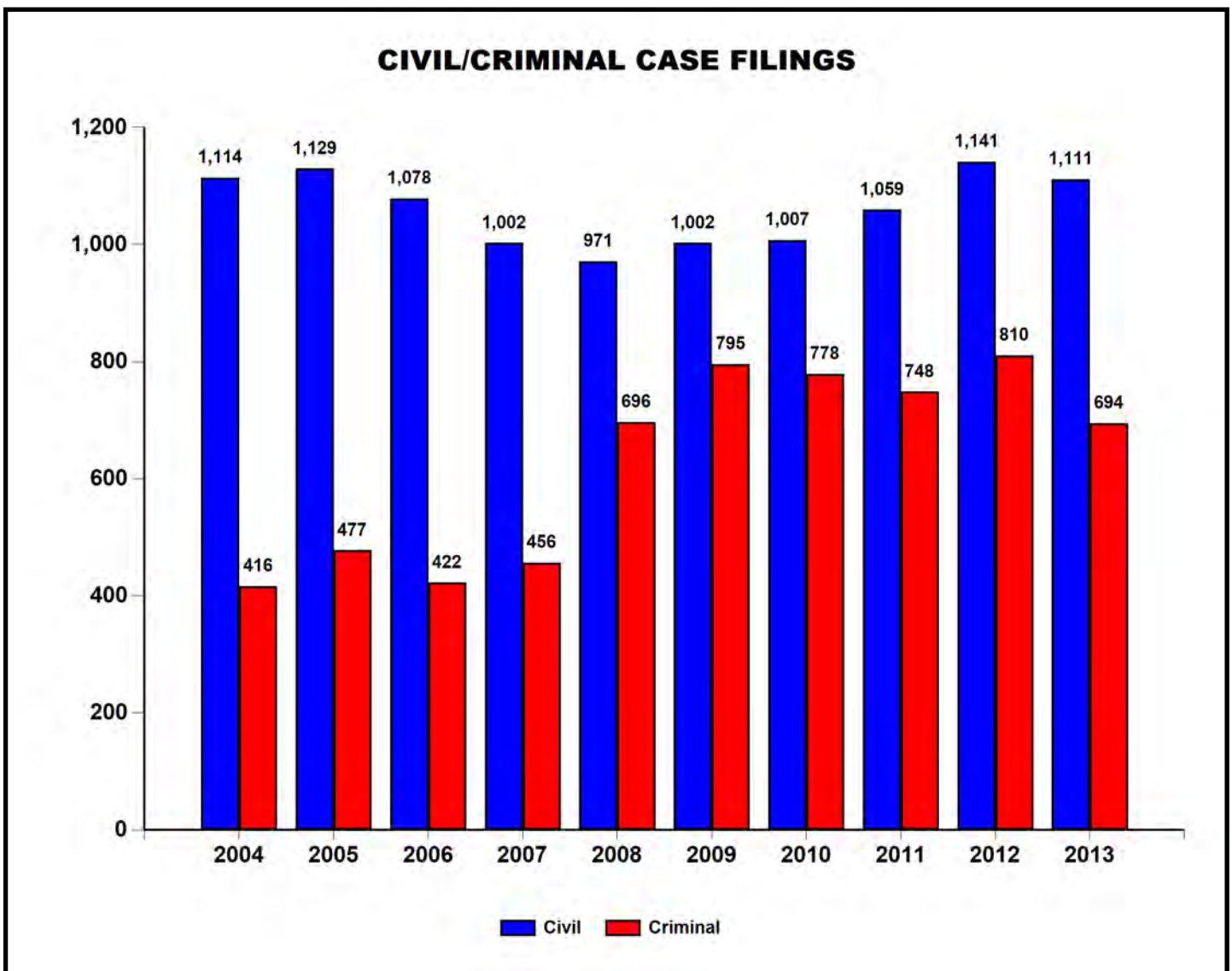
CIVIL/CRIMINAL CASE FILINGS - PECOS TEN YEAR REPORT - CALENDAR YEAR 2013

	2004	2005	2006	2007	2008	2009	2010	2011	2012	2013
Civil	98	91	75	66	42	59	101	138	134	79
Criminal	300	243	276	282	313	400	392	415	437	479
Total	398	334	351	348	355	459	493	553	571	558
+/-		-64	17	-3	7	104	34	60	18	-13
% Change		-16%	5%	-1%	2%	29%	7%	12%	3%	-2%



CIVIL/CRIMINAL CASE FILINGS - SAN ANTONIO TEN YEAR REPORT - CALENDAR YEAR 2013

	2004	2005	2006	2007	2008	2009	2010	2011	2012	2013
Civil	1,114	1,129	1,078	1,002	971	1,002	1,007	1,059	1,141	1,111
Criminal	416	477	422	456	696	795	778	748	810	694
Total	1,530	1,606	1,500	1,458	1,667	1,797	1,785	1,807	1,951	1,805
+/-		76	-106	-42	209	130	-12	22	144	-146
% Change		5%	-7%	-3%	14%	8%	-1%	1%	8%	-7%



CIVIL/CRIMINAL CASE FILINGS - WACO TEN YEAR REPORT - CALENDAR YEAR 2013

	2004	2005	2006	2007	2008	2009	2010	2011	2012	2013
Civil	404	424	371	420	372	308	338	292	335	395
Criminal	180	199	188	164	180	245	251	234	250	219
Total	584	623	559	584	552	553	589	526	585	614
+/-		39	-64	25	-32	1	36	-63	59	29
% Change		7%	-10%	4%	-5%	0%	7%	-11%	11%	5%

